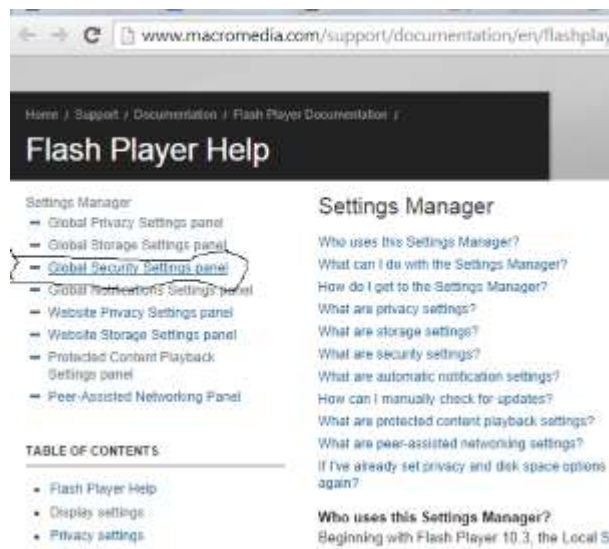


## How to fix the annoying popup in Flash 15 which asks: "Do you trust this content to connect to the internet?"

This problem only occurs on software installed on your server or individual computers. In fact, the program is not connecting to the internet but the popup is triggered by a command we use to open a new tab in a browser.

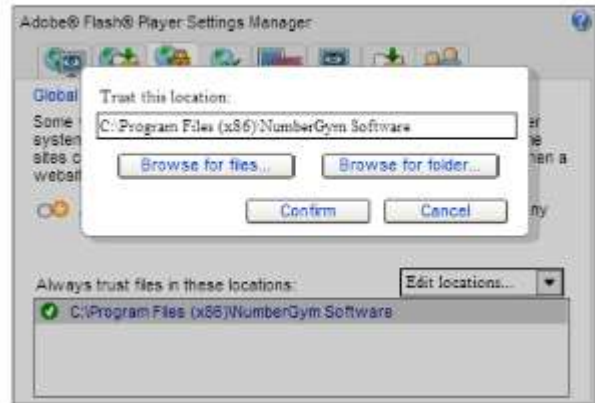
Your online access is not affected.

1. Position the cursor over the menu and right click
2. A small window should open as shown.
3. Choose *Global Settings*
4. It takes a while for the next screen to load.
5. Choose *Global Security Settings Panel*, as shown
6. You need to add an entry on the Trusted Sites area as shown. To do this, click on *Edit locations* and choose *Add location*.

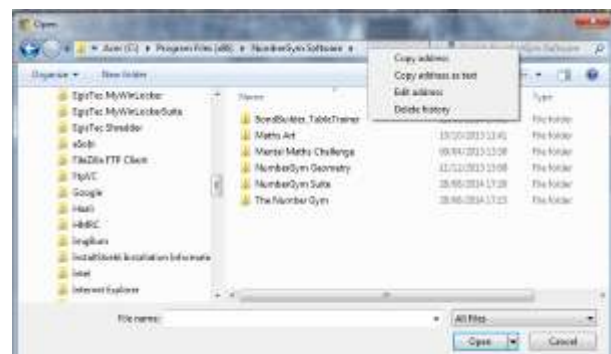


7. Choose *Browse for folder* and then navigate to your installed version of NumberGym Software. Typically this will be found in C: Program Files (x86) but your system may be slightly different.

## Global Security Settings panel



8. I found that I was not able to select the folder and return with the path inserted into the trusted sites so, having navigated to NumberGym Software folder, I right clicked on the address line at the top and chose *Copy Address* as shown.
9. I then returned to the Global Settings Panel and pasted the copied address into the *Trust this location* box.
10. Press confirm and check that the location is now shown in the list of trusted sites.



That's it, hopefully.

Melvyn Rust

NumberGym Software

01727 759 439